


Craft is a form of art. Craft is about using your imagination and hands to turn an idea into a useful, beautiful, and unexpected work of art.

Craft artists **TRANSFORM** objects using a variety of materials into something you can wear, eat, drink from, etc.



Using gold, silver and precious stones, craft artist Judith Kinghorn (shown above with her piece *Large Chrysanthemum Pin Pendant*) transforms flowers into brooches which are decorative ornaments you can wear. She begins with simple shapes that she layers together.

TRY THIS:

Create a brooch of your favorite flower, layering shapes like Judith. Give the brooch to someone special.


Supplies

- Colored cardstock, construction paper, or felt
- Scissors
- Glue, tape, or a needle and thread (for felt)
- Crayons or markers
- Safety pin

Step 1

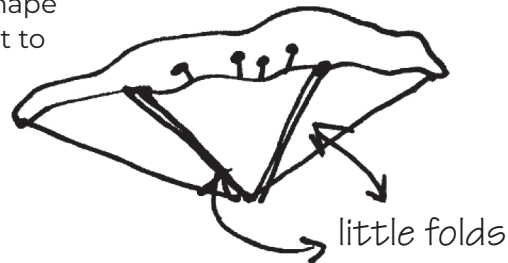
Draw a circle on your paper (or cut out felt) in any flower shape you choose.

I'm making a poppy...



Step 2

Cut out your flower shape and pinch creases in it to give it depth.



Step 3

Cut a little rectangle of paper to use as a tab to attach flower to safety pin.



Tape or glue these flaps to the bottom of your flower (or use a needle and thread to sew felt flower to pin).

Step 4

Wear your flower brooch!

TRANSFORM: To change the look or shape of something.